

**Bradford
Forster Academy**



Examination information for candidates 2025/2026

Name:	
Reg:	

Contents

BFA INFORMATION FOR CANDIDATES	2
CONDUCT DURING EXAMS AND WHAT TO BRING	2
START TIMES FOR EXAMS	2
EXAM ENTRIES	3
CONDUCT DURING EXAMS	3
REVIEWS OF RESULTS	3
JCQ INFORMATION FOR CANDIDATES	4
CALCULATORS FOR USE IN EXAMS	4
CONTINGENCY DAYS	5
USING SOCIAL MEDIA	6
INFORMATION FOR CANDIDATES -NON-EXAMINATION ASSESSMENTS	7
INFORMATION FOR CANDIDATES - WRITTEN EXAMINATIONS	10
WARNING TO CANDIDATES	13
UNAUTHORISED ITEMS POSTER	14
INFORMATION FOR CANDIDATES - INFORMATION ABOUT YOU AND HOW WE USE IT	15
JCQ EXAM DAY GUIDANCE	18
MY EXAM TIMETABLE	19
MY NEA DETAILS	19

Conduct during exams and what to bring

Please read the Information for Candidates documents in this booklet. These have been produced by the Joint Council for Qualifications, on behalf of the exam boards, to support you through your exams and non-examined components. The Warning to Candidates poster and Possession of Unauthorised Items poster will be displayed outside each exam room.

It is your responsibility to:

- Adhere to the dress code – Outside coats, hoodies, or those that could be deemed such, are not permitted.
- Know where you are expected to meet before the exam and be there by the required time
- Ensure you have the correct equipment for each exam in a clear pencil case –
 - Black pens (not gel pens)
 - Pencil
 - Eraser
 - Pencil Sharpener
 - Ruler
 - For some exams you may also need a calculator, protractor, pair of compasses, set square, coloured pencils. Check what is required for your exam beforehand.
- Leave personal possessions in your bag
- You may bring water into the exam room in a clear bottle (label removed) with a sports cap.

You must leave all unauthorised items in your bag. Failure to do so will be classed as malpractice and reported to the exam board. See page 14 for [Information for candidates – written examinations](#). Exams staff are not responsible for any loss or damage to unauthorised items brought into the exam room.

Start times for exams

It is your responsibility to ensure that you are on time for your exams.

- Morning exams – be at the meeting point for 08:45am
- Afternoon exams – be at the meeting point for 12:45pm
- Start times may vary for internal exams or if there are timetable clashes. Please read your personal exam timetable for information.

Your exam timetable will show your exam room and seat number and a seating list will be posted outside each exam room. It is important that you sit in the correct seat as failure to do so may result in you receiving the wrong exam paper or being marked absent for the exam and not achieving a mark for that paper.

If you are late for your exam the invigilators will have to call for guidance because the security of the exam might have been compromised. If you are allowed to sit the exam you must be aware that your script might not be accepted by the exam board and you would not achieve a mark for that paper.

Exam entries

Entries are made in January for the summer exam season. Once the entries have been made you will receive a copy of your statement of entry to check through and sign to confirm that:

- your details are correct;
- you have been entered for the appropriate subjects / units / tiers.

Once all entries have been confirmed you will receive your personalised timetable. Dates and times of exams cannot be changed. The school will pay the entry fees for subjects on the understanding that your parents will reimburse the school if you fail to attend an examination for any reason other than illness supported by a medical certificate. Similarly, pupils who fail to produce NEA or coursework effectively disqualify themselves from an examination and parents will be charged the cost of the entry fee.

Conduct during exams

All students must follow the exam regulations. Failure to do so may be treated as malpractice and parents will be expected to reimburse the school for the cost of the exam entry.

All students will:

- respect the invigilators by following their instructions
- respect the other candidates sitting exams
- be on time for all exams
- be in full school uniform and following the dress code
- enter their designated exam room quietly
- remain under exam conditions at all times in the exam room
- exit the exam room quietly

Reviews of Results

See the website [Exam Results Day and Post Results | Bradford Forster Academy](#) for information regarding Post Results Services.

Calculators for use in exams

Candidates may use a calculator in an examination unless prohibited by the awarding body's specification.

The instructions on the question paper will say whether calculators are allowed or not. If the instructions do not include such a statement, calculators should be treated as standard equipment and may be used by candidates.

Where the use of a calculator is allowed, candidates are responsible for making sure that their calculators meet the awarding bodies' regulations.

The instructions set out in this section apply to all examinations unless stated otherwise in an awarding body's specification.

Candidates must be told these regulations beforehand and be familiar with the *Information for Candidates documents*.

<p>Calculators must be:</p> <ul style="list-style-type: none"> ○ of a size suitable for use on the desk; ○ either battery or solar powered; ○ free of lids, cases and covers which have printed instructions or formulas. 	<p>Calculators must not:</p> <ul style="list-style-type: none"> • be designed or adapted to offer any of these facilities: <ul style="list-style-type: none"> ○ language translators; ○ symbolic algebra manipulation; ○ symbolic differentiation or integration; ○ communication with other machines or the internet; • be borrowed from another candidate during an examination for any reason; • During an examination a calculator must not give access to pre-stored information. This <ul style="list-style-type: none"> ○ Databanks, such as the periodic table (with the exception of scientific constants); ○ dictionaries; ○ mathematical formulas; ○ text.
<p>The candidate is responsible for the following:</p> <ul style="list-style-type: none"> ○ the calculator's power supply; ○ the calculator's working condition; ○ clearing anything stored in the calculator. 	
<p>Some calculators have an 'exam mode'. This is acceptable in examinations where the exam mode is activated and the exam mode results in the calculator becoming compliant with the above requirements</p>	

Where access is permitted to a calculator for part of an examination, it is acceptable for candidates to place their calculators on the floor under their desks in sight of the invigilator(s) for the non-calculator portion of the examination.

A series of FAQs on the use of calculators in examinations may be found at:
<https://www.jcq.org.uk/exams-office/ice---instructions-for-conducting-examinations/>

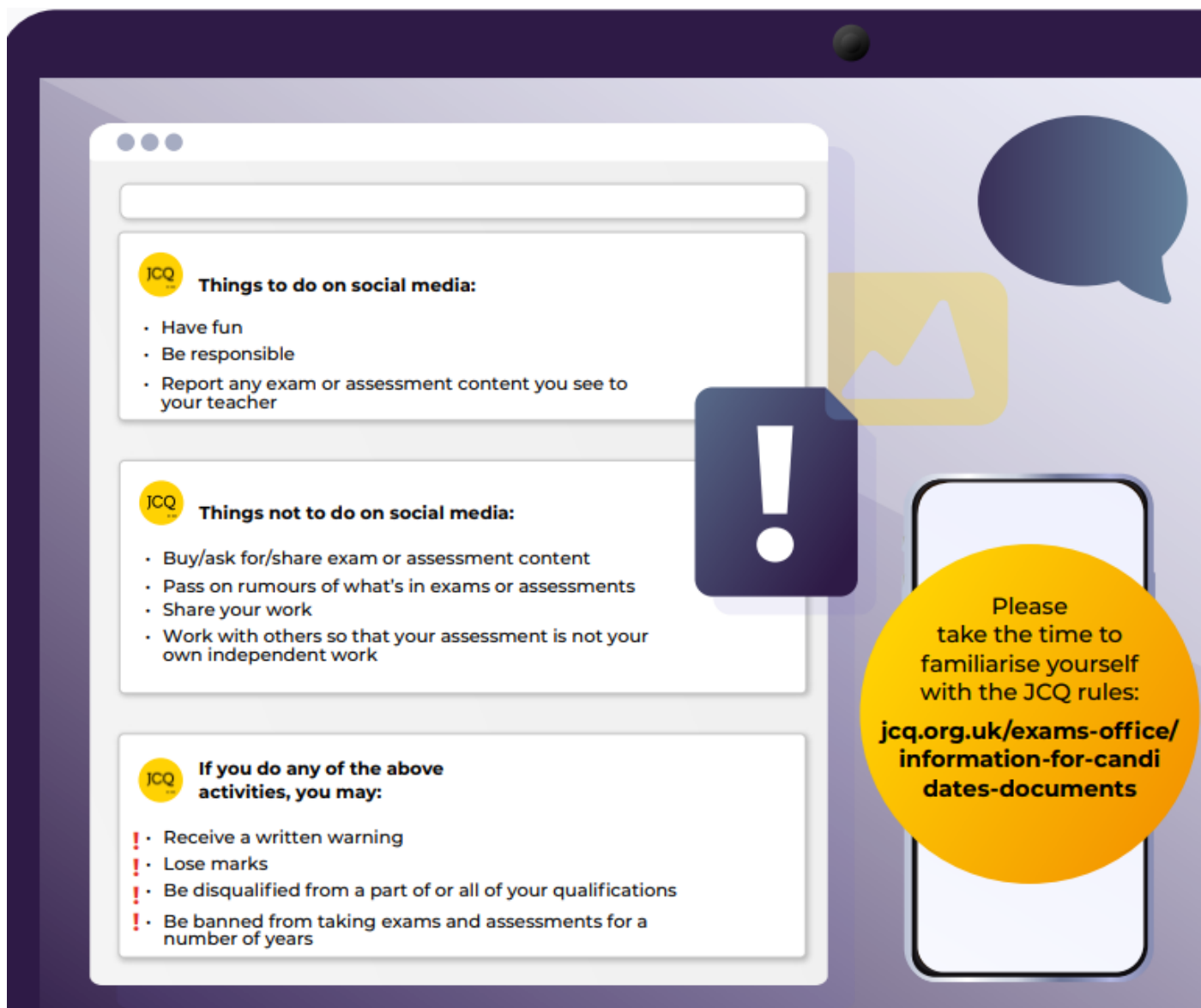
The designation of a 'contingency day' within the common examination timetable is in the event of national or significant local disruption to examinations. It is part of the awarding bodies' standard contingency planning for examinations.

In the event of national disruption to a day of examinations in summer 2026 the awarding bodies will liaise with the qualification regulators and government departments to agree the most appropriate option for managing the impact. As a last resort the affected examinations will be rescheduled. Although every effort would be taken to keep the impact to a minimum, it is possible that there could be more than one timetable date affected following the disruption, up to and including the last contingency day. Centres will be alerted if it is agreed to reschedule the examinations and the affected candidates will be expected to make themselves available in such circumstances. The decision regarding the rescheduling of examinations will always rest with the awarding body. The centre must conduct the examination on the scheduled date unless instructed to do otherwise by the awarding body.

Where candidates choose not to be available for the rescheduled examination(s) for reasons other than those traditionally covered by special consideration, they will not be eligible for enhanced grading arrangements. Centres **must** therefore ensure candidates and parents are aware of this contingency arrangement so that they may take it into account when making their plans for the summer.

Contingency days Summer 2026

This is timetabled for the full day 24 June 2026. Contingency days are designed to be used in the event of national or significant local disruption to examinations.



JCQ Things to do on social media:

- Have fun
- Be responsible
- Report any exam or assessment content you see to your teacher

JCQ Things not to do on social media:

- Buy/ask for/share exam or assessment content
- Pass on rumours of what's in exams or assessments
- Share your work
- Work with others so that your assessment is not your own independent work

JCQ If you do any of the above activities, you may:

- ! • Receive a written warning
- ! • Lose marks
- ! • Be disqualified from a part of or all of your qualifications
- ! • Be banned from taking exams and assessments for a number of years

Please take the time to familiarise yourself with the JCQ rules:
jcq.org.uk/exams-office/information-for-candidates-documents

While we like to share our experiences online, when it comes to exams and other assessments, we have to be careful.

- Sharing ideas online can be helpful when you're studying or revising.
- However, sharing certain information (see information on the right) can break the rules and could affect your results
- If you receive exam content on social media, you must tell your teacher.
- Don't be caught out by scammers selling fake exam papers.

If you're not sure what you can and can't discuss online, check with your teacher!

Produced on behalf of:



©JCQ^{CIC} 2023

This document tells you about some things that you **must** and **must not** do when you are completing your work.

When you submit your work for marking, the awarding body will normally require you to sign an authentication statement confirming that you have read and followed the regulations.

If there is anything that you do not understand, you **must** ask your teacher.

Preparing your work — good practice

If you receive help and guidance from someone other than your teacher, you **must** tell your teacher who will then record the nature of the assistance given to you.

If you worked as part of a group on an assignment, for example undertaking field research, you **must** each write up your own account of the assignment. Even if the data you have is the same, you **must** describe in your own words how that data was obtained and you **must independently draw your own conclusions from the data**.

You **must** meet the deadlines that your teacher gives you. Remember – your teachers are there to guide you. Although they cannot give you direct assistance, they can help you to sort out any problems before it is too late.

Take care of your work and keep it safe. **Do not** leave it lying around where your classmates can find it. **Do not** share it with anyone, including posting it on social media. You must always keep your work secure and confidential whilst you are preparing it; **do not** share it with your classmates. If it is stored on the computer network, keep your password secure. Collect all copies from the printer and destroy those you do not need.

Do not be tempted to use pre-prepared online solutions – this is cheating. Electronic tools used by awarding bodies can detect this sort of copying.

You **must not** write inappropriate, offensive or obscene material.

Research and using references

In some subjects you will have an opportunity to do some independent research into a topic.

The research you do may involve looking for information in published sources such as textbooks, encyclopaedias, journals, TV, radio and on the internet.

You can demonstrate your knowledge and understanding of a subject by using information from sources or generated from sources which may include the internet and AI. Remember, though, information from these sources may be incorrect or biased. You must take care how you use this material - you cannot copy it and claim it as your own work.

Using information from published sources (including the internet) as the basis for your assignment is a good way to demonstrate your knowledge and understanding of a subject. You **must** take care how you use this material though – you **cannot** copy it and claim it as your own work.

The regulations state that:

'the work which you submit for assessment **must** be your own';

'you **must not** copy from someone else or allow another candidate to copy from you'.

When producing a piece of work, if you use the same wording as a published source, you **must** place quotation marks around the passage and state where it came from. This is known as **referencing**. You **must** make sure that you give detailed references for everything in your work which is not in your own words. A reference from a printed book or journal should show the name of the author, the year of publication and the page number, for example: Morrison, 2000, p29.

For material taken from the internet, your reference should show the date when the material was downloaded and **must** show the precise web page, not the search engine used to locate it. This can be copied from the address line. For example: http://news.bbc.co.uk/onthistday/hi/dates/stories/october/28/newsid_2621000/2621915.stm, downloaded 5 February 2025.

Where computer-generated content has been used (such as an AI Chatbot), your reference must show the name of the AI bot used and should show the date the content was generated. For example: ChatGPT 3.5 (<https://openai.com/blog/chatgpt/>), 25/01/2025. You must submit a copy of the computer-generated content with your work for reference and authentication purposes

You may be required to include a bibliography at the end of your piece of written work. Your teacher will tell you whether this is necessary. Where required, your bibliography must list the full details of publications you have used in your research, even where these are not directly referred to, for example: Curran, J. Mass Media and Society (Hodder Arnold, 2005)

If you copy the words or ideas of others and do not show your sources in references and a bibliography, this will be considered as cheating.

Plagiarism

Plagiarism involves taking someone else's words, thoughts or ideas and trying to pass them off as your own. **It is a form of cheating which is taken very seriously.**

Don't think you won't be caught; there are many ways to detect plagiarism.

- Markers can spot changes in the style of writing and use of language.
- Markers are highly experienced subject specialists who are very familiar with work on the topic concerned - they may have read the source you are using, or even marked the work you have copied from!
- Internet search engines and specialised computer software can be used to match phrases or pieces of text with original sources and to detect changes in the grammar and style of writing or punctuation.

Penalties for breaking the regulations

If it is discovered that you have broken the regulations, one of the following penalties will be applied:

- you will be awarded zero marks for your work;
- you will be disqualified from that component for the examination series in question;
- you will be disqualified from the whole subject for that examination series;
- you will be disqualified from all subjects and barred from entering again for a period of time.

The awarding body will decide which penalty is appropriate.

REMEMBER – IT'S YOUR QUALIFICATION SO IT NEEDS TO BE YOUR OWN WORK



This document has been written to help you. Read it carefully and follow the instructions. If there is anything you do not understand, especially which calculator you may use, ask your teacher.

A. Regulations – Make sure you understand the rules

- 1 Be on time for all your exams. If you are late, your work might not be accepted.
- 2 **Do not** become involved in any unfair or dishonest practice during the exam.
- 3 If you try to cheat, or break the rules in any way, you could be disqualified from all your exams.
- 4 You **must not** take into the exam room:
 - (a) notes;
 - (b) AirPods, Earphones/Earbuds, an iPod, a mobile phone, a MP3/4 player or similar device, a watch, smart glasses or any other smart device.

Any pencil cases taken into the exam room **must** be see-through.

Remember: possession of unauthorised material is breaking the rules, even if you do not intend to use it, and you will be subject to penalty and possible disqualification.

- 5 If you have a watch, the invigilator will ask you to hand it to them.
- 6 **Do not** use correcting pens, fluid or tape, erasable pens, highlighters or gel pens in your answers.
- 7 **Do not** talk to or try to communicate with, or disturb other candidates once you have entered the exam room.
- 8 You **must not** write inappropriate, obscene or offensive material.
- 9 If you leave the exam room unaccompanied by an invigilator before the exam has finished, you **will not** be allowed to return.
- 10 **Do not** borrow anything from another candidate during the exam.

B. Information – Make sure you attend your exams and bring what you need

- 1 Know the dates and times of all your exams. Arrive at least ten minutes before the start of each exam.
- 2 If you arrive late for an exam, report to the invigilator running the exam.
- 3 If you arrive more than one hour after the published starting time for the exam, you may not be allowed to take it.
- 4 Only take into the exam room the pens, pencils, erasers and any other equipment which you need for the exam.
- 5 You **must** write clearly and in black ink. Coloured pencils or inks may only be used for diagrams, maps, charts, etc. unless the instructions printed on the front of the question paper state otherwise.

C. Calculators, dictionaries and computer spell-checkers

- 1 You may use a calculator unless you are told otherwise.
- 2 If you use a calculator:
 - (a) make sure it works properly; check that the batteries are working properly;
 - (b) clear anything stored in it;
 - (c) remove any parts such as cases, lids or covers which have printed instructions or formulae;
 - (d) **do not** bring into the exam room any operating instructions or prepared programs.
- 3 **Do not** use a dictionary or computer spell checker unless you are told otherwise.

D. Instructions during the exam

- 1 Always listen to the invigilator. Always follow their instructions.
- 2 Tell the invigilator at once if:
 - (a) you think you have not been given the right question paper or all of the materials listed on the front of the paper;
 - (b) the question paper is incomplete or badly printed.
- 3 Read carefully and follow the instructions printed on the question paper and/or on the answer booklet.
- 4 **Do not** start writing anything until the invigilator tells you to fill in all the details required on the front of the question paper and or the answer booklet. **Do not** open the question paper until you are told that the exam has begun.
- 5 Remember to write your answers within the designated sections of the answer booklet.
- 6 Do your rough work on the proper exam stationery. Cross it through and hand it in with your answers.

Make sure you add your candidate details to any additional answer sheets that you use, including those used for rough work.

E. Advice and assistance

- 1 If on the day of the exam you feel that your work may be affected by ill health or any other reason, tell the invigilator.
- 2 Put up your hand during the exam if:
 - (a) you have a problem and are not sure about what you should do;
 - (b) you do not feel well;
 - (c) you need more paper.
- 3 **You must** not ask for, and will not be given, any explanation of the questions.

F. At the end of the exam

- 1 If you have used more than one answer booklet and/or any supplementary answer sheets, place them in the correct order.

Place any loose additional answer sheets inside your answer booklet. Make sure you add your candidate details to any additional answer sheets that you use. For CCEA examinations, any loose additional answer sheets should be placed **behind** your script.
- 2 **Do not** leave the exam room until told to do so by the invigilator.
- 3 **Do not** take any stationery from the exam room. This includes the question paper, answer booklets used or unused, rough work or any other materials provided for the exam.

Warning to candidates



 Questions matter AQA	 City & Guilds	 Research Learning CCEA	 Oxford Cambridge and RSA OCR	 Pearson	 wjec cbac WJEC
---	---	---	---	---	--



1

You **must** be on time for all your examinations.

2

Possession of a mobile phone or other unauthorised material **is not allowed** even if you do not intend to use it. You will be subject to penalty and possible disqualification from the exam/qualification.

3

You **must not** talk to, attempt to communicate with or disturb other candidates once you have entered the examination room.

4

You **must** follow the instructions of the invigilator.

5

You **must not** sit an examination in the name of another candidate.

6

You **must not** become involved in any unfair or dishonest practice in any part of the examination.

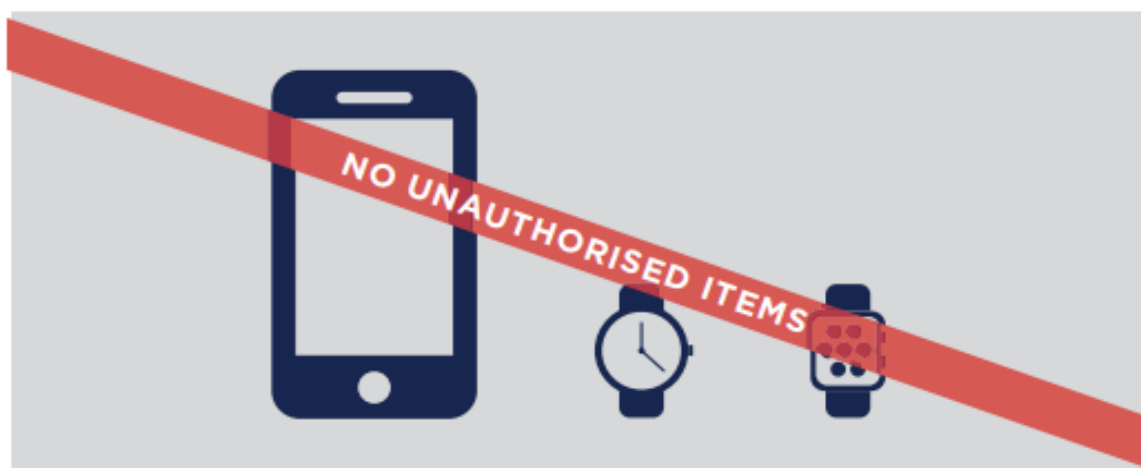
7

If you are confused about anything, only speak to an invigilator.

The *Warning to candidates* must be displayed in a prominent place outside each examination room. This may be a hard copy A3 paper version or an image of the poster projected onto a wall or screen for all candidates to see.

NO MOBILE PHONES NO WATCHES

**NO TECHNOLOGICAL OR WEB-ENABLED
POTENTIAL SOURCES OF INFORMATION**



**Possession of unauthorised items, such as a mobile phone
or any watch, is a serious offence and could result in**

DISQUALIFICATION

from your examination and your overall qualification.

This poster must be displayed in a prominent place outside each examination room.



Information for Candidates - Information About You and How We Use It

You have entered general or vocational qualifications such as GCSE, A-level, functional skills qualifications etc with one or more of the awarding bodies listed above. In order to be able to provide examinations and assessments, the awarding body needs to collect and use information about you. This notice provides you with a high level summary of the information the awarding body is required by law to give you about what happens to that information. For more detail see each awarding body's full Privacy Notice:

AQA	https://www.aqa.org.uk/about-us/privacy-notice
CCEA	http://ccea.org.uk/legal/privacy_policy
City & Guilds	https://www.cityandguilds.com/help/help-for-learners/learner-policy
NCFE	https://www.ncfe.org.uk/legal-information
OCR	https://www.ocr.org.uk/about/our-policies/website-policies/privacy-policy/
Pearson	https://qualifications.pearson.com/en/about-us/qualification-brands/gdpr.html
WJEC	https://www.wjec.co.uk/home/privacy-policy/

Who we are and how to contact us

Each awarding body is a separate organisation. Your school or examination centre will be able to confirm to you which awarding body is delivering each qualification you are undertaking and you will receive a statement confirming what qualifications you have been entered for and which awarding body. You will find links to each awarding body's website and information on how to contact them here: <https://www.jcq.org.uk/contact-our-members/>

Information about you and from where it is obtained

Each awarding body whose qualifications you enter will need to use a variety of information about you. This includes obvious identification details such as your name, address, date of birth and your school or examination centre. It also includes information about your gender, race and health, where appropriate. This information is provided by you or your parents/guardians and/or by your school or examination centre.

Each awarding body will create certain information about you such as a candidate number, examination results and certificates.

You will find further information about this in the awarding bodies' full Privacy Notice (see links above) or by contacting the awarding body (see above).

What happens to the information about you

The awarding bodies use the information about you to deliver the examinations and assessments which you have entered. This includes making a variety of arrangements for you to sit the examinations or assessments, marking, providing you and your school or centre with results and certificates. The awarding bodies also use some of the information about you for equality monitoring and other statistical analysis.

The awarding bodies may share information about your results with official bodies such as the Department for Education and the examinations regulators (e.g. Ofqual in England) and also relevant local authorities and the Universities and Colleges Admissions Service (UCAS). An awarding body may also use information about you to investigate cheating and other examination malpractice and will share information about malpractice with other awarding bodies.

The awarding bodies take the security of the information about you that they hold seriously.

You will find further, technical information about what the awarding bodies do with information about you, why and the legal basis in the awarding bodies' full Privacy Notice, which can be accessed here (see links on page one) or by contacting the awarding body (see above).

Your rights

The law gives you a number of rights in relation to the information about you that the awarding bodies hold. Those rights are:

- Access – you are entitled to ask each awarding body about the information it holds about you.
- Rectification – you are entitled to ask each awarding body to correct any errors in the information that it holds about you.
- Erasure – in certain circumstances you are entitled to ask each awarding body to erase the information about you that it holds.
- Object to or restrict processing – in certain circumstances you are entitled to ask each awarding body to stop using information about you in certain ways.
- Complain – you are entitled to complain to the Information Commissioner (the body regulating the use of personal information) about what each awarding body does with information about you.

You will find further information about your rights in relation to information about you in the awarding bodies' full Privacy Notice, which can be accessed here (see links on page one) or by contacting the awarding body (see above).

How long the information about you is held

Each awarding body retains information about you only for as long as it is needed. Some of the information is needed only during the period in which you are undertaking the examination or assessment and is securely destroyed a short while afterwards. Other information about you, such as your name, gender, address, qualification and subjects entered and the results, are held indefinitely and for at least 40 years.

Each awarding body has its own retention policy that sets out what information it retains, how it is retained and for how long. You can find out more about retention policies by contacting each awarding body (see above).

How to find out more about the information about you that the awarding bodies use

To find out more about the information about you that the awarding bodies collect and use, including what happens to that information and why, you can review the awarding bodies' full Privacy Notice, which can be accessed here (see links on page one) or contact the awarding body. You will find links to each awarding body's website and information on how to contact them here: <https://www.jcq.org.uk/contact-our-members/>.

Please note

It is important to note that this notice concerns only how the awarding bodies use information about you (called your "personal data"). Complaints about how an awarding body handles your personal data can be made to the Information Commissioner (www.ico.org.uk). Information about the examinations and assessments themselves, including the rules about assessments, can be found on the JCQ Exams Office pages (www.jcq.org.uk/exams-office). The awarding bodies are regulated by Ofqual (<https://www.gov.uk/government/organisations/ofqual>) in England; Qualifications Wales (www.qualificationswales.org) in Wales, and the Council for the Curriculum, Examinations and Assessment (<http://ccea.org.uk/regulation>) in Northern Ireland.


On your exam day

This checklist will help you to be as prepared as possible for your exams, so that on the day itself you can focus on doing your best.

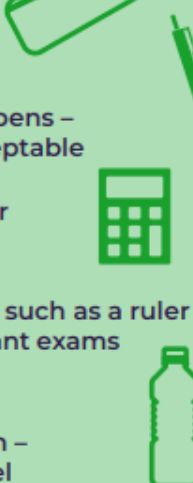
Before sitting your exams, ensure you know:

- the date, time and location of your exams – you might find it helpful to write this information in a calendar or planner
- who to contact at school or college in case there's an emergency that makes you late or unable to sit your exam

What you cannot take into exams:

- any type of phone
 - revision notes
 - any type of watch (this includes analogue, digital and smart watches)
- 

What you will need:

- a clear pencil case
 - at least two black ink pens – blue pens are not acceptable
 - an approved calculator for relevant exams
 - appropriate apparatus such as a ruler or protractor for relevant exams
 - a clear water bottle if you wish to take one in – it must not have a label
- 

Other important information:

- Listen carefully to the invigilator's instructions which will be specific to your exam. If you are unsure of anything, please raise your hand and wait for the invigilator.
- Fill in your details on the front of your answer booklet.
- If you need additional answer sheets, raise your hand and wait for an invigilator who will provide you with one. Remember to add your details to this booklet too.
- If you need to use the toilet or feel unwell, raise your hand and wait for an invigilator who will escort you from the exam room.
- Make sure you stay silent – talking to a fellow candidate could result in disqualification from all your exams.

Contingency sessions:

- There are contingency sessions within the Summer 2024 exam timetable – the afternoon of 6 June and 13 June 2024 and the morning and afternoon of 26 June 2024. Make sure you are available on all three dates even if you do not have an exam.

If you have any questions about your exams, please ask your teacher or exams officer.



You can also find useful information about preparing for exams at www.jcq.org.uk/exams-office/information-for-candidates-documents

